

20 Ready to Use Scavenger Hunt Activities

(things to find around the house)



Julie Scully

The following are activities children can do around the house. Some children may need assistance writing down their answers. Once the children are done with the activity they can put it into a journal/notebook. They can could also glue the page into a notebook.

Have fun!! Please let me know if they had fun doing it...

Stay strong
Stay safe

Julie Scully



Scavenger Hunt Journal

Around the House



For two minutes make a list of things
you see around a room in your house
Use the back if you need more room



Pick a room in the house, see if you can find things that start with letters of the alphabet.

Aa_____ Nn_____

Bb_____ Oo _____

Cc_____ Pp_____

Dd_____ Qq_____

Ee_____ Rr_____

Ff_____ Ss_____

Gg_____ Tt_____

Hh_____ Uu_____


Ii_____ Vv_____

Jj_____ Ww_____

Kk_____ Xx_____

Ll_____ Yy_____

Mm_____ Zz_____






Pick up a dictionary. Close your eyes and open the dictionary. Use your pointer finger to find a word. Write your word down with the definition. You learned a new word of the day. Repeat three times.

word

word

word



Looking for Colors

Look around the house and find something that has the following colors.

red

orange

yellow

green

blue

purple

brown

black


pink

white

What's in the Bag?


Put objects in a bag. Then close your eyes and reach and feel an object. Then put the object behind your back then write down three clues how your object felt. Then reach and get your object and see if you are correct. Repeat several times.

1	
2	
3	





A Trip to the Kitchen

Pretend to go grocery shopping and make a list of food you might buy at the store or what you might want to buy..



Can you find items or objects around the house that are the shapes below.



How Many Words?

Write down as many words as you can using the following words: Around the House

[illegible]

Around the House

Look around the house for the following items. Make a checkmark next to the object if you find it..

<input type="checkbox"/>	pencil	<input type="checkbox"/>	cookie
<input type="checkbox"/>	crayon	<input type="checkbox"/>	quarter
<input type="checkbox"/>	spatula	<input type="checkbox"/>	milk
<input type="checkbox"/>	spoon	<input type="checkbox"/>	apple
<input type="checkbox"/>	ruler	<input type="checkbox"/>	soap
<input type="checkbox"/>	pot holder	<input type="checkbox"/>	towel
<input type="checkbox"/>	bread	<input type="checkbox"/>	shampoo
<input type="checkbox"/>	pillow	<input type="checkbox"/>	plate



Close Your Eyes

Close your eyes for a minute and then make a list of things you heard. This activity can be done inside or outside.

[illegible]



What did you Smell?

Put a few scents into a bag and try to guess what you smelled.

Numbers Everywhere

Make a list of things that have numbers around your house.



Looking With Your Eyes


Make a list the smallest things you see and the largest things you see..

Smallest	Largest
	



Looking With Opposites

Make a list the opposites you may find in your house




Extra !! Extra !!

Look through newspapers or magazines to find words or pictures of nice spring day to create a collage.



What Comes in 2's?

See if you can make a list of things that may come in 2's



Where Can You Find?

What room can you find the following items?

Item	Room
spoon	
radio	
pillow	
chicken	
blanket	
glue	
chairs	
couch	
broom	
crayons	
dishes	

What's in my Box?

Put things in a box and try to guess what's inside.



What's in my Name?

Find things around the house that start with letters to spell your name. Write down what you found.

For example' My name is Julie.

I used a jellybean, umbrella, lollipop, ice cream, and an egg.

